

General information about company

Scrip code	532907
NSE Symbol	IL&FSENGG
MSEI Symbol	NOTLISTED
ISIN	INE369I01014
Name of the company	IL&FS Engineering and Construction Company Limited
Whether company is SME	No
Class of Security	Equity Shares
Type of report	Quarterly
Quarter Ended / Half year ended/Date of Report (For Prelisting / Allotment)	31-03-2025
Date of allotment / extinguishment (in case Capital Restructuring selected) / Listing Date	
Shareholding pattern filed under	Regulation 31 (1) (b)
Whether the listed entity is Public Sector Undertaking (PSU)?	No

Declaration

Sr. No.	Particular	Yes/No	Promoter and Promoter Group	Public shareholder	Non Promoter- Non Public
1	Whether the Listed Entity has issued any partly paid up shares?	No	No	No	No
2	Whether the Listed Entity has issued any Convertible Securities ?	No	No	No	No
3	Whether the Listed Entity has issued any Warrants ?	No	No	No	No
4	Whether the Listed Entity has any shares against which depository receipts are issued?	No	No	No	No
5	Whether the Listed Entity has any shares in locked-in?	No	No	No	No
6	Whether any shares held by promoters are pledge or otherwise encumbered?	No	No		
7	Whether company has equity shares with differential voting rights?	No	No	No	No
8	Whether the listed entity has any significant beneficial owner?	No			

Table VI - Statement showing foreign ownership limits

Particular	Approved limits (%)	Limits utilized (%)
As on shareholding date	100	29.9
As on the end of previous 1st quarter	100	29.83
As on the end of previous 2nd quarter	100	29.61
As on the end of previous 3rd quarter	100	29.18
As on the end of previous 4th quarter	100	29.11

Table I - Summary Statement holding of specified securities

Category (I)	Category of shareholder (II)	Nos. Of shareholders (III)	No. of fully paid up equity shares held (IV)	No. Of Partly paid-up equity shares held (V)	No. Of shares underlying Depository Receipts (VI)	Total nos. shares held (VII) = (IV)+ (V)+ (VI)	Shareholding as a % of total no. of shares (calculated as per SCRR, 1957) (VIII) As a % of (A+B+C2)	Number of Voting Rights held in each class of securities (IX)			
								No of Voting (XIV) Rights			Total as a % of (A+B+C)
								Class eg: X	Class eg:y	Total	
(A)	Promoter & Promoter Group	2	55400884			55400884	42.25	55400884		55400884	42.25
(B)	Public	28124	75720194			75720194	57.75	75720194		75720194	57.75
(C)	Non Promoter-Non Public										
(C1)	Shares underlying DRs										
(C2)	Shares held by Employee Trusts										
	Total	28126	131121078			131121078	100	131121078		131121078	100

Table I - Summary Statement holding of specified securities

Category (I)	Category of shareholder (II)	No. Of Shares Underlying Outstanding convertible securities (X)	No. of Shares Underlying Outstanding Warrants (Xi)	No. Of Shares Underlying Outstanding convertible securities and No. Of Warrants (Xi) (a)	Shareholding , as a % assuming full conversion of convertible securities (as a percentage of diluted share capital) (XI)= (VII)+(X) As a % of (A+B+C2)	Number of Locked in shares (XII)		Number of Shares pledged or otherwise encumbered (XIII)		Number of equity shares held in dematerialized form (XIV)	Sub-categorization of shares		
						No. (a)	As a % of total Shares held (b)	No. (a)	As a % of total Shares held (b)		Sub-category (i)	Sub-category (ii)	Sub-category (iii)
(A)	Promoter & Promoter Group				42.25					55400884			
(B)	Public				57.75					72906964	0	0	0
(C)	Non Promoter-Non Public												
(C1)	Shares underlying DRs												
(C2)	Shares held by Employee Trusts												
	Total				100					128307848	0	0	0

Table II - Statement showing shareholding pattern of the Promoter and Promoter Group

Sr.	Category & Name of the Shareholders (I)	Nos. Of shareholders (III)	No. of fully paid up equity shares held (IV)	No. Of Partly paid-up equity shares held (V)	No. Of shares underlying Depository Receipts (VI)	Total nos. shares held (VII) = (IV)+(V)+(VI)	Shareholding as a % of total no. of shares (calculated as per SCRR, 1957) (VIII) As a % of (A+B+C2)	Number of Voting Rights held in each class of securities (IX)			
								No of Voting (XIV) Rights			Total as a % of Total Voting rights
								Class eg: X	Class eg:y	Total	
A	Table II - Statement showing shareholding pattern of the Promoter and Promoter Group										
(1)	Indian										
(d)	Any Other (specify)	2	55400884			55400884	42.25	55400884		55400884	42.25
Sub-Total (A)(1)		2	55400884			55400884	42.25	55400884		55400884	42.25
(2)	Foreign										
Total Shareholding of Promoter and Promoter Group (A)=(A)(1)+(A)(2)		2	55400884			55400884	42.25	55400884		55400884	42.25
B	Table III - Statement showing shareholding pattern of the Public shareholder										
(1)	Institutions (Domestic)										
(d)	Banks	3	458764			458764	0.35	458764		458764	0.35
(j)	Other Financial Institutions	1	20812			20812	0.02	20812		20812	0.02
Sub-Total (B)(1)		4	479576			479576	0.37	479576		479576	0.37
(2)	Institutions (Foreign)										
(d)	Foreign Portfolio Investors Category I	5	835038			835038	0.64	835038		835038	0.64
(e)	Foreign Portfolio Investors Category II	1	311897			311897	0.24	311897		311897	0.24
Sub-Total (B)(2)		6	1146935			1146935	0.87	1146935		1146935	0.87
(3)	Central Government / State Government(s)										
(4)	Non-institutions										
(g)	Resident Individuals holding nominal share capital up to Rs. 2 lakhs	26538	8581821			8581821	6.54	8581821		8581821	6.54
(h)	Resident Individuals holding nominal share capital in excess of Rs. 2 lakhs	126	12388937			12388937	9.45	12388937		12388937	9.45
(i)	Non Resident Indians (NRIs)	321	1521413			1521413	1.16	1521413		1521413	1.16
(k)	Foreign Companies	1	36538477			36538477	27.87	36538477		36538477	27.87
(l)	Bodies Corporate	156	12919996			12919996	9.85	12919996		12919996	9.85

(m)	Any Other (specify)	972	2143039			2143039	1.63	2143039		2143039	1.63
Sub-Total (B)(4)		28114	74093683			74093683	56.51	74093683		74093683	56.51
Total Public Shareholding (B)=(B)(1)+(B)(2)+(B)(3)+(B)(4)		28124	75720194			75720194	57.75	75720194		75720194	57.75
C	Table IV - Statement showing shareholding pattern of the Non Promoter- Non Public shareholder										
Total (A+B+C2)		28126	131121078			131121078	100	131121078		131121078	100
Total (A+B+C)		28126	131121078			131121078	100	131121078		131121078	100

Table II - Statement showing shareholding pattern of the Promoter and Promoter Group

Sr.	No. Of Shares Underlying Outstanding convertible securities (X)	No. of Shares Underlying Outstanding Warrants (Xi)	No. Of Shares Underlying Outstanding convertible securities and No. Of Warrants (Xi) (a)	Shareholding , as a % assuming full conversion of convertible securities (as a percentage of diluted share capital) (XI)= (VII)+(X) As a % of (A+B+C2)	Number of Locked in shares (XII)		Number of Shares pledged or otherwise encumbered (XIII)		Number of equity shares held in dematerialized form (XIV)	Sub-categorization of shares		
					No. (a)	As a % of total Shares held (b)	No. (a)	As a % of total Shares held (b)		Sub-category (i)	Sub-category (ii)	Sub-category (iii)
A	Table II - Statement showing shareholding pattern of the Promoter and Promoter Group											
(1)	Indian											
(d)				42.25					55400884			
Sub-Total (A) (1)				42.25					55400884			
(2)	Foreign											
Total Shareholding of Promoter and Promoter Group (A)= (A)(1)+(A)(2)				42.25					55400884			
B	Table III - Statement showing shareholding pattern of the Public shareholder											
(1)	Institutions (Domestic)											
(d)				0.35					458764	0	0	0
(j)				0.02					20812	0	0	0
Sub-Total (B) (1)				0.37					479576	0	0	0
(2)	Institutions (Foreign)											
(d)				0.64					835038	0	0	0
(e)				0.24					311897	0	0	0
Sub-Total (B) (2)				0.87					1146935	0	0	0
(3)	Central Government / State Government(s)											
(4)	Non-institutions											
(g)				6.54					8580591	0	0	0
(h)				9.45					10898937	0	0	0
(i)				1.16					1521413	0	0	0
(k)				27.87					36538477	0	0	0
(l)				9.85					12919996	0	0	0
(m)				1.63					821039	0	0	0
Sub-Total (B) (4)				56.51					71280453	0	0	0
Total Public Shareholding (B)=(B)(1)+(B)(2)+(B)(3)+(B)(4)				57.75					72906964	0	0	0

C	Table IV - Statement showing shareholding pattern of the Non Promoter- Non Public shareholder								
Total (A+B+C2)				100					128307848
Total (A+B+C)				100					128307848

Any Other (specify)


Serial No.	1	2	
Category	Bodies Corporate	Bodies Corporate	Click here to go back
Name of the Shareholders (I)	Infrastructure Leasing and Financial Services Limited	IL&FS Financial Services Limited	
PAN (II)			Total
No. of the Shareholders (I)	1	1	2
No. of fully paid up equity shares held (IV)	27486243	27914641	55400884
No. Of Partly paid-up equity shares held (V)			
No. Of shares underlying Depository Receipts (VI)			
Total nos. shares held (VII) = (IV)+ (V)+ (VI)	27486243	27914641	55400884
Shareholding as a % of total no. of shares (calculated as per SCRR, 1957) (VIII) As a % of (A+B+C2)	20.96	21.29	42.25
Number of Voting Rights held in each class of securities (IX)			
Class eg: X	27486243	27914641	55400884
Class eg:y			
Total	27486243	27914641	55400884
Total as a % of Total Voting rights	20.96	21.29	42.25
No. Of Shares Underlying Outstanding convertible securities (X)			
No. of Shares Underlying Outstanding Warrants (Xi)			
No. Of Shares Underlying Outstanding convertible securities and No. Of Warrants (Xi) (a)			
Shareholding , as a % assuming full conversion of convertible securities (as a percentage of diluted share	20.96	21.29	42.25

capital) (XI)= (VII)+(X) As a % of (A+B+C2)			
Number of Locked in shares (XII)			
No. (a)			
As a % of total Shares held (b)			
Number of Shares pledged or otherwise encumbered (XIII)			
No. (a)			
As a % of total Shares held (b)			
Number of equity shares held in dematerialized form (XIV)	27486243	27914641	55400884
Reason for not providing PAN			
Reason for not providing PAN			
Shareholder type	Promoter	Promoter Group	

Bodies Corporate

Serial No.	1	2	
Name of the Shareholders (I)	SNR INVESTMENTS PVT LTD	VEEYES INVESTMENTS PRIVATE LIMITED	Click here to go back
PAN (II)			Total
No. of fully paid up equity shares held (IV)	5250000	5250000	10500000
No. Of Partly paid-up equity shares held (V)			
No. Of shares underlying Depository Receipts (VI)			
Total nos. shares held (VII) = (IV)+ (V)+ (VI)	5250000	5250000	10500000
Shareholding as a % of total no. of shares (calculated as per SCRR, 1957) (VIII) As a % of (A+B+C2)	4	4	8.01
Number of Voting Rights held in each class of securities (IX)			
Class eg: X	5250000	5250000	10500000
Class eg:y			
Total	5250000	5250000	10500000
Total as a % of Total Voting rights	4	4	8.01
No. Of Shares Underlying Outstanding convertible securities (X)			
No. of Shares Underlying Outstanding Warrants (Xi)			
No. Of Shares Underlying Outstanding convertible securities and No. Of Warrants (Xi) (a)			
Shareholding , as a % assuming full conversion of convertible securities (as a percentage of diluted share capital) (XI)= (VII)+(X) As a % of (A+B+C2)	4	4	8.01
Number of Locked in shares (XII)			


No. (a)			
As a % of total Shares held (b)			
Number of equity shares held in dematerialized form (XIV)	5250000	5250000	10500000
Reason for not providing PAN			
Reason for not providing PAN			
Sub-categorization of shares			
Shareholding (No. of shares) under			
Sub-category (i)	0	0	0
Sub-category (ii)	0	0	0
Sub-category (iii)	0	0	0



Foreign Companies

Serial No.	1	
Name of the Shareholders (I)	SBG PROJECTS INVESTMENTS LIMITED	Click here to go back
PAN (II)		Total
No. of fully paid up equity shares held (IV)	36538477	36538477
No. Of Partly paid-up equity shares held (V)		
No. Of shares underlying Depository Receipts (VI)		
Total nos. shares held (VII) = (IV)+ (V)+ (VI)	36538477	36538477
Shareholding as a % of total no. of shares (calculated as per SCRR, 1957) (VIII) As a % of (A+B+C2)	27.87	27.87
Number of Voting Rights held in each class of securities (IX)		
Class eg: X	36538477	36538477
Class eg:y		
Total	36538477	36538477
Total as a % of Total Voting rights	27.87	27.87
No. Of Shares Underlying Outstanding convertible securities (X)		
No. of Shares Underlying Outstanding Warrants (Xi)		
No. Of Shares Underlying Outstanding convertible securities and No. Of Warrants (Xi) (a)		
Shareholding , as a % assuming full conversion of convertible securities (as a percentage of diluted share capital) (XI)= (VII)+(X) As a % of (A+B+C2)	27.87	27.87
Number of Locked in shares (XII)		


No. (a)		
As a % of total Shares held (b)		
Number of equity shares held in dematerialized form (XIV)	36538477	36538477
Reason for not providing PAN		
Reason for not providing PAN		
Sub-categorization of shares		
Shareholding (No. of shares) under		
Sub-category (i)	0	0
Sub-category (ii)	0	0
Sub-category (iii)	0	0



Individuals - ii. Individual shareholders holding nominal share capital in excess of Rs. 2 lakhs.

Serial No.	1	2	
Name of the Shareholders (I)	GUTTIKONDA VARA LAKSHMI	B TEJA RAJU	Click here to go back
PAN (II)			Total
No. of fully paid up equity shares held (IV)	1431402	1490000	2921402
No. Of Partly paid-up equity shares held (V)			
No. Of shares underlying Depository Receipts (VI)			
Total nos. shares held (VII) = (IV)+ (V)+ (VI)	1431402	1490000	2921402
Shareholding as a % of total no. of shares (calculated as per SCRR, 1957) (VIII) As a % of (A+B+C2)	1.09	1.14	2.23
Number of Voting Rights held in each class of securities (IX)			
Class eg: X	1431402	1490000	2921402
Class eg:y			
Total	1431402	1490000	2921402
Total as a % of Total Voting rights	1.09	1.14	2.23
No. Of Shares Underlying Outstanding convertible securities (X)			
No. of Shares Underlying Outstanding Warrants (Xi)			
No. Of Shares Underlying Outstanding convertible securities and No. Of Warrants (Xi) (a)			
Shareholding , as a % assuming full conversion of convertible securities (as a percentage of diluted share capital) (XI)= (VII)+(X) As a % of (A+B+C2)	1.09	1.14	2.23
Number of Locked in shares (XII)			


No. (a)			
As a % of total Shares held (b)			
Number of equity shares held in dematerialized form (XIV)	1431402	0	1431402
Reason for not providing PAN			
Reason for not providing PAN			
Sub-categorization of shares			
Shareholding (No. of shares) under			
Sub-category (i)	0	0	0
Sub-category (ii)	0	0	0
Sub-category (iii)	0	0	0



Any Other (specify)

Serial No.	1	2	
Category	HUF	Trusts	
Category / More than 1 percentage	More than 1 percentage of shareholding	Category	
Name of the Shareholders (I)	HUF		Click here to go back
PAN (II)			Total
No. of the Shareholders (I)	1	1	1
No. of fully paid up equity shares held (IV)	2142039	1000	1000
No. Of Partly paid-up equity shares held (V)			
No. Of shares underlying Depository Receipts (VI)			
Total nos. shares held (VII) = (IV)+ (V)+ (VI)	2142039	1000	1000
Shareholding as a % of total no. of shares (calculated as per SCRR, 1957) (VIII) As a % of (A+B+C2)	1.63	0	0
Number of Voting Rights held in each class of securities (IX)			
Class eg: X	2142039	1000	1000
Class eg:y			
Total	2142039	1000	1000
Total as a % of Total Voting rights	1.63	0	0
No. Of Shares Underlying Outstanding convertible securities (X)			
No. of Shares Underlying Outstanding Warrants (Xi)			
No. Of Shares Underlying Outstanding convertible securities and No. Of Warrants (Xi) (a)			
Shareholding , as a % assuming full conversion of convertible securities (as a			

percentage of diluted share capital) (XI)= (VII)+(X) As a % of (A+B+C2)	1.63	0	0
Number of Locked in shares (XII)			
No. (a)			
As a % of total Shares held (b)			
Number of equity shares held in dematerialized form (XIV)	820039	1000	1000
Reason for not providing PAN			
Reason for not providing PAN	Textual Information(1)		
Sub-categorization of shares			
Shareholding (No. of shares) under			
Sub-category (i)	0	0	0
Sub-category (ii)	0	0	0
Sub-category (iii)	0	0	0



Text Block

Textual Information(1)

There are 971 HUFs. PAN of all these HUFs are different and being a huge list the same is not provided.

