

June 07, 2011

To
The Secretary
The Bombay Stock Exchange Limited
P.J.Towers, Dalal Street,
Mumbai- 400 001.
Tel:022-22721234 Fax-2272 3121.

The Manager
Listing Department
National Stock Exchange of India Limited
Exchange Plaza, 5th Floor,
Bandra Kurla Complex,
Bandra(East), Mumbai-400 051.
Tel:022 – 26598235, Fax-26598237/38

Scrip Code: 532907

Scrip Code: MAYTASINFR

Dear Sir/Madam,

Sub: Shareholding Pattern for the quarter ended June 30, 2011


Ref: Clause 35 of the Listing Agreement

With reference to the above subject please find enclosed Shareholding Pattern, as per Clause 35 of the Listing Agreement, for the quarter ended June 30, 2011.

This is for your kind information only.

Thanking You,

Yours faithfully,
for IL&FS Engineering and Construction Company Limited


G.Venkateswar Reddy
Company Secretary


Encl: As above

Statement Showing Shareholding Pattern

(I)(a)

Name of the Company: IL&FS Engineering and Construction Company Limited <i>(Formerly Maytas Infra Limited)</i>			
Scrip Code, Name of the scrip, class of security: 532907, ILFSENGG, Equity			
Shareholding pattern for the quarter ended June 30, 2011			
Partly paid-up shares:-	No. of partly paid-up shares	As a % of total no. of partly paid-up shares	As a % of total no. of shares of the company
Held by promoter/promoter group	0	0	0
Held by public	0	0	0
Total	0	0	0
Outstanding convertible securities:-	No. of outstanding securities	As a % of total no. of outstanding convertible securities	As a % of total no. of shares of the company, assuming full conversion of the convertible securities
Held by promoter/promoter group	0	0	0
Held by public	0	0	0
Total	0	0	0
Warrants:-	No. of warrants	As a % of total no. of warrants	As a % of total no. of shares of the company, assuming full conversion of warrants
Held by promoter/promoter group	0	0	0
Held by public	0	0	0
Total	0	0	0
Total paid-up capital of the company, assuming full conversion of warrants and convertible securities	77370025		100

For IL&FS ENGINEERING AND CONSTRUCTION COMPANY LIMITED


G.VENKATESWAR REDDY
COMPANY SECRETARY

Category code	Category of Shareholder	Number of Shareholders	Total number of shares	Number of shares held in dematerialized form	Total shareholding as a percentage of total number of shares		Shares Pledged or otherwise encumbered	
					As a PERCENTAGE of (A+B)	As a PERCENTAGE of (A+B+C)	Number of shares	As a percentage
(I)	(II)	(III)	(IV)	(V)	(VI)	(VII)	(VIII)	(IX)= (VIII)/(IV)*100
(A)	Shareholding of Promoter and Promoter Group²							
1	Indian							
(a)	Individuals/ Hindu Undivided Family				0.00	0.00	0	0.00
(b)	Central Government/ State Government(s)				0.00	0.00	0	0.00
(c)	Bodies Corporate	4	26742631	26742631	34.56	34.56	0	0.00
(d)	Financial Institutions/ Banks				0.00	0.00	0	0.00
(e)	Any Others(Specify)				0.00	0.00	0	0.00
	Sub Total(A)(1)	4	26742631	26742631	34.56	34.56	0	0.00
2	Foreign							
a	Individuals (Non-Residents Individuals/ Foreign Individuals)				0.00	0.00	0	0.00
b	Bodies Corporate				0.00	0.00	0	0.00
c	Institutions				0.00	0.00	0	0.00
d	Any Others(Specify)				0.00	0.00	0	0.00
	Sub Total(A)(2)	0	0	0	0.00	0.00	0	0.00
	Total Shareholding of Promoter and Promoter Group (A)= (A)(1)+(A)(2)	4	26742631	26742631	34.56	34.56	0	0.00
(B)	Public shareholding							
1	Institutions							
(a)	Mutual Funds/ UTI	3	846241	846241	1.09	1.09		
(b)	Financial Institutions/ Banks	12	3081348	3081348	3.98	3.98		
(c)	Central Government/ State Government(s)				0.00	0.00		
(d)	Venture Capital Funds				0.00	0.00		
(e)	Insurance Companies				0.00	0.00		
(f)	Foreign Institutional Investors	9	271820	271820	0.35	0.35		
(g)	Foreign Venture Capital Investors				0.00	0.00		
(h)	Any Other (specify)				0.00	0.00		
	Sub-Total (B)(1)	24	4199409	4199409	5.43	5.43		
B 2	Non-institutions							
(a)	Bodies Corporate	610	38061462	38061462	49.19	49.19		
(b)	Individuals							
I	Individual shareholders holding nominal share capital up to Rs 1 lakh	37550	3287873	3286467	4.25	4.25		
II	Individual shareholders holding nominal share capital in excess of Rs. 1 lakh.	55	4900704	2088704	6.33	6.33		
(c)	Any Other (specify)							
(c-i)	Trusts	4	5252	5252	0.01	0.01		
(c-ii)	Overseas Body Corporate				0.00	0.00		
(c-iii)	Non Resident Indians	272	161662	161662	0.21	0.21		
(c-iv)	Clearing Members	48	11032	11032	0.01	0.01		
	Sub-Total (B)(2)	38539	46427985	43614579	60.01	60.01		
(B)	Total Public Shareholding (B) = (B)(1)+(B)(2)	38563	50627394	47813988	65.44	65.44		
	TOTAL (A)+(B)	38567	77370025	74556619	100.00	100.00		
(C)	Shares held by Custodians and against which Depository Receipts have been issued							
1	Promoter and Promoter Group					0.00		0.00
2	Public					0.00		0.00
	Sub-Total (C)	0	0	0		0.00	0	
	GRAND TOTAL (A)+(B)+(C)	38567	77370025	74556619	100.00	100.00	0	0.00

Notes

¹ The Shareholding of M/s. SBG Projects Investments Limited (SBG) is shown in public category, pursuant to the observations of SEBI while clearing the draft letter of offer filed by SBG.

For IL&FS ENGINEERING AND CONSTRUCTION COMPANY LIMITED

G.VENKATESWAR REDDY
 COMPANY SECRETARY

(I)(b) Statement showing Shareholding of persons belonging to the category "Promoter and Promoter Group"

Sr. No.	Name of the shareholder	Total shares held		Shares pledged or otherwise encumbered		
		Number of shares	As a % of grand total (A)+(B)+(C)	Number	As a percentage	As a % of grand total (A)+(B)+(C) of sub-clause (I)(a)
(i)	(ii)	(iii)	(iv)	(v)	(vi)=(v)/(iii)*100	(vii)
1	INFRASTRUCTURE LEASING AND FINANCIAL SERVICESLTD	13245250	17.12	0	0.00	0.00
2	IL & FS FINANCIAL SERVICES LTD	10616382	13.72	0	0.00	0.00
3	IL AND FS FINANCIAL SERVICES LTD	2879999	3.72	0	0.00	0.00
4	IL AND FS FINANCIAL SERVICES LTD	1000	0.00	0	0.00	0.00
TOTAL		26742631	34.56	0	0.00	0.00


(I)(c) Statement showing Shareholding of persons belonging to the category "Public" and holding more than 1% of the total number of shares

Sr. No.	Name of the shareholder	Number of shares	Shares as a percentage of total number of shares [i.e., Grand Total (A)+(B)+(C) indicated in Statement at para (I)(a) above]
1	SBG PROJECTS INVESTMENTS LIMITED	25059881	32.39
2	SNR INVESTMENTS PVT LTD	5250000	6.79
3	VEEYES INVESTMENT'S PRIVATE LIMITED	5250000	6.79
4	B TEJA RAJU	1490000	1.93
5	ICICI BANK LTD	1161052	1.50
TOTAL		38210933	49.39

(I)(d) Statement showing details of locked-in shares

Sr. No.	Name of the shareholder	Number of locked-in shares	Locked-in shares as a percentage of total number of shares [i.e., Grand Total (A)+(B)+(C) indicated in Statement at para (I)(a) above]	Category
1	SBG PROJECTS INVESTMENTS LIMITED	15459133	19.98	Public
2	INFRASTRUCTURE LEASING AND FINANCIAL SERVICESLTD	8693000	11.24	Promoter
3	ICICI BANK LTD	1161052	1.50	Public
4	IDBI BANK LTD.	399170	0.52	Public
5	STATE BANK OF INDIA INDUSTRIAL FINANCE BRANCH	371228	0.48	Public
6	STATE BANK OF HYDERABAD	270637	0.35	Public
7	ALLAHABAD BANK	240300	0.31	Public
8	INDIAN OVERSEAS BANK	213423	0.28	Public
9	PUNJAB NATIONAL BANK	153281	0.20	Public
10	BANK OF MAHARASHTRA	147693	0.19	Public
11	BANK OF INDIA	76641	0.10	Public
12	VIJAYA BANK	26611	0.03	Public
TOTAL		27212169	35.17	

For IL&FS ENGINEERING AND CONSTRUCTION COMPANY LIMITED



G.VENKATESWAR REDDY
COMPANY SECRETARY