

Registered Office

D.No. 8-2-120/113/3
4th Floor, Sanali Info Park
Road No 2, Banjara Hills
Hyderabad - 500033, T.S.

T +91 40 40409333
F +91 40 40409444
W www.ilfsengg.com

September 10, 2015

To

The Secretary
The BSE Limited
P.J.Towers, Dalal Street,
Mumbai- 400 001.
Tel:022-22721234, Fax-2272 3121.

The Manager
Listing Department
National Stock Exchange of India Limited
Exchange Plaza, 5th Floor,
Bandra Kurla Complex,
Bandra(East), Mumbai-400 051.
Tel: 022 – 26598235, Fax-26598237/38

Scrip Code: 532907

Scrip Code: IL&FSENGG

Dear Sir/Madam,

Sub: Shareholding Pattern as on September 08, 2015

Ref: Clause 35 (c) of the Listing Agreement


This is to inform that, the Company had allotted 89,00,000 equity shares on September 08, 2015 resulting in change of Shareholding.


In this context, please find enclosed Shareholding Pattern as per Clause 35 (c) of the Listing Agreement, as on September 08, 2015.

This is for your kind information and record.

Thanking You,


Yours faithfully,
for IL&FS Engineering and Construction Company Limited


G. Venkateswar Reddy
Company Secretary



Introductory sub-table (I)(a)


Name of the Company: IL&FS Engineering and Construction Company Limited			
Scrip Code, Name of the scrip, class of security: 532907, IL&FSENGG, Equity			
Shareholding pattern as on September 08, 2015			
Partly paid-up shares:-	No. of partly paid-up shares	As a % of total no. of partly paid-up shares	As a % of total no. of shares of the company
Held by promoter/promoter group			0
Held by public			0
Total - A	0		0
Outstanding convertible securities:	No. of outstanding securities	As a % of total no. of outstanding convertible securities	As a % of total no. of shares of the company, assuming full conversion of the convertible securities
Held by promoter/promoter group	0		0
Held by public	0		0
Total - B	0		0.00
Warrants:-	No. of warrants	As a % of total no. of warrants	As a % of total no. of shares of the company, assuming full conversion of warrants
Held by promoter/promoter group	0		0
Held by public	0		0
Total - C	0		0
Total paid-up capital of the company, assuming full conversion of warrants and convertible securities	121158671		



[Handwritten signature]

Statement Showing Shareholding Pattern as on September 08, 2015


Table (I)(a)									
Category code	Category of Shareholder	Number of Shareholders	Total number of shares	Number of shares held in dematerialized form	Total shareholding as a percentage of total number of shares			Shares Pledged or otherwise encumbered	
					As a percentage of(A+B)	As a percentage of (A+B+C)	Number of shares	As a percentage	
		(III)	(IV)	(V)	(VI)	(VII)	(VIII)	(IX) = (VIII)/(VI)*100	
(I)	(II)								
(A)	Shareholding of Promoter and Promoter Group								
1	Indian								
(a)	Individuals/ Hindu Undivided Family		0	0	0.00	0.00	0	0.00	0.00
(b)	Central Government/ State Government(s)		0	0	0.00	0.00	0	0.00	0.00
(c)	Bodies Corporate	5	45438477	45438477	37.50	37.50	0	0.00	0.00
(d)	Financial Institutions/ Banks		0	0	0.00	0.00	0	0.00	0.00
(e)	Any Others(Specify)		0	0	0.00	0.00	0	0.00	0.00
	Sub Total(A)(1)	5	45438477	45438477	37.50	37.50	0	0.00	0.00
2	Foreign								
a	Individuals (Non-Residents Individuals/ Foreign Individuals)	0	0	0	0.00	0.00	0	0.00	0.00
b	Bodies Corporate	0	0	0	0.00	0.00	0	0.00	0.00
c	Institutions	0	0	0	0.00	0.00	0	0.00	0.00
d	Qualified Foreign Investor	0	0	0	0.00	0.00	0	0.00	0.00
e	Any Others(Specify)	0	0	0	0.00	0.00	0	0.00	0.00
	Sub Total(A)(2)	0	0	0	0.00	0.00	0	0.00	0.00
	Total Shareholding of Promoter and Promoter Group (A)= (A)(1)+(A)(2)	5	45438477	45438477	37.50	37.50	0	0.00	0.00
(B)	Public shareholding								
I	Institutions								
(a)	Mutual Funds/ UTI	0	0	0	0.00	0.00	0	0.00	0.00
(b)	Financial Institutions / Banks	12	13243308	13243308	10.93	10.93	0	0.00	0.00
(c)	Central Government/ State Government(s)	0	0	0	0.00	0.00	0	0.00	0.00
(d)	Venture Capital Funds	0	0	0	0.00	0.00	0	0.00	0.00
(e)	Insurance Companies	0	0	0	0.00	0.00	0	0.00	0.00
(f)	Foreign Institutional Investors	1	360	360	0.00	0.00	0	0.00	0.00
(g)	Foreign Venture Capital Investors	0	0	0	0.00	0.00	0	0.00	0.00
(h)	Qualified Foreign Investor	0	0	0	0.00	0.00	0	0.00	0.00
(i)	Any Other (specify)	0	0	0	0.00	0.00	0	0.00	0.00
	Sub-Total (B)(1)	13	13243668	13243668	10.93	10.93	0	0.00	0.00



(D)(b) Statement showing holding of securities (including shares, warrants, convertible securities) of persons belonging to the category "Promoter and Promoter Group"

Sr. No.	Name of the shareholder	Details of Shares held		Encumbered shares (*)		Details of warrants		Details of convertible securities		Total shares (including underlying shares assuming full conversion of warrants and convertible securities) as a % of diluted share capital
		Number of shares held	As a % of grand total (A) + (B) + (C)	No.	As a percentage (A)+(B)+(C) of sub-clause D(a)	Number of warrants held	As a % total number of the same class	Number of convertible securities held	As a % total number of convertible securities of the same class	
		(iii)	(iv)	(v)	(vi) = (v)/(iii)*100	(viii)	(ix)	(x)	(xi)	(xii)
1	INFRASTRUCTURE LEASING AND FINANCIAL SERVICES LTD	13245250	10.93	0	0.00	0	0	0	0	0.00%
2	INFRASTRUCTURE LEASING AND FINANCIAL SERVICES LTD	9259790	7.64	0	0.00	0	0	0	0	0.00%
3	IL & FS FINANCIAL SERVICES LTD	20052438	16.55	0	0.00	0	0	0	0	0.00%
4	IL AND FS FINANCIAL SERVICES LTD	2879999	2.38	0	0.00	0	0	0	0	0.00%
5	IL AND FS FINANCIAL SERVICES LTD	1000	0.00	0	0.00	0	0	0	0	0.00%
	TOTAL	45438477	37.50	0	0.00	0	0	0	0	0.00%


(*) The term "encumbrance" has the same meaning as assigned to it in regulation 28(3) of the SAST Regulations, 2011



Handwritten signature

(D)(c)(i) Statement showing holding of securities (including shares, warrants, convertible securities) of persons belonging to the category "Public" and holding more than 1% of the total number of shares


Sr. No.	Name of the shareholder	Number of shares held	Shares as a percentage of total number of shares i.e., Grand Total (A)+(B)+(C) indicated in Statement at para (D)(a) above}	Details of warrants		Details of convertible securities		Total shares (including underlying shares assuming full conversion of warrants and convertible securities) as a % of diluted share capital
				Number of warrants held	As a % total number of warrants of the same class	Number of convertible securities held	% w.r.t total number of convertible securities of the same class	
1	SBG PROJECTS INVESTMENTS LIMITED	36538477	30.16	0	0.00	0	0.00	0.00%
2	ICICI BANK LTD	5971979	4.93	0	0.00	0	0.00	0.00%
3	SNR INVESTMENTS PVT LTD	5250000	4.33	0	0.00	0	0.00	0.00%
4	VEEYES INVESTMENTS PRIVATE LIMITED	5250000	4.33	0	0.00	0	0.00	0.00%
5	STATE BANK OF INDIA	1901029	1.57	0	0.00	0	0.00	0.00%
6	IDBI BANK LIMITED	1589590	1.31	0	0.00	0	0.00	0.00%
7	B TEJA RAJU	1490000	1.23	0	0.00	0	0.00	0.00%
8	STATE BANK OF HYDERABAD	1406399	1.16	0	0.00	0	0.00	0.00%
	TOTAL	59397474	49.02	0	0.00	0	0.00	0.00%



epw

(D)(c)(ii) Statement showing holding of securities (including shares, warrants, convertible securities) of persons (together with PAC) belonging to the category "Public" and holding more than 5% of the total number of shares of the company


Sr. No.	Name(s) of the shareholder(s) and the Persons Acting in Concert (PAC) with them	Number of shares	Shares as a percentage of total number of shares (i.e., Grand Total (A)+(B)+(C) indicated in Statement at para (J)(a) above)	Details of warrants		Details of convertible securities		Total shares (including underlying shares assuming full conversion of warrants and convertible securities) as a % of diluted share capital
				Number of warrants	As a % total number of warrants of the same class	Number of convertible securities held	% w.r.t total number of convertible securities of the same class	
1	SBG PROJECTS INVESTMENTS LIMITED	36538477	30.16	0	0.00	0	0.00	0.00%
	TOTAL	36538477	30.16	0	0.00	0	0.00	0.00%



[Handwritten signature]

(D)(d) Statement showing details of locked-in shares


Sr. No.	Name of the shareholder	Number of locked-in shares (Refer Note below)	Locked-in shares as a percentage of total number of shares {i.e., Grand Total (A)+(B)+(C) indicated in Statement at para (D)(a) above}
1	Infrastructure Leasing and Financial Services Limited	13245250	10.93
2	Infrastructure Leasing and Financial Services Limited	9259790	7.64
3	IL & FS Financial Services Limited	20052438	16.55
4	IL and FS Financial Services Limited	2879999	2.38
5	IL and FS Financial Services Limited	1000	0
6	SBG Projects Investments Limited	36538477	30.16
	Total	81976954	67.66



gony

(II)(a) Statement showing details of Depository Receipts (DRs)


Sr. No.	Type of outstanding DR (ADRs, GDRs, SDRs, etc.)	Number of outstanding DRs	Number of shares underlying outstanding DRs	Shares underlying outstanding DRs as a percentage of total number of shares {i.e., Grand Total (A)+(B)+(C) indicated in Statement at para (I)(a) above}
<p style="font-size: 2em; opacity: 0.5;">NIL</p>				



[Handwritten signature]

(II)(b) Statement showing holding of Depository Receipts (DRs), where underlying shares held by "promoter/promoter group" are in excess of 1% of the total number of shares

Sr. No.	Name of the DR Holder	Type of outstanding DR (ADRs, GDRs, SDRs, etc.)	Number of shares underlying outstanding DRs	Shares underlying outstanding DRs as a percentage of total number of shares {i.e., Grand Total (A)+(B)+(C) indicated in Statement at para (I)(a) above}
NIL				



[Handwritten signature]