

**Registered Office**

D. No. 8-2-120/113/3/4F

Sanali Info Park, Cyber Towers

Road No 2, Banjara Hills

Hyderabad - 500033

**T** +91 40 40409333 / 23408100**F** +91 40 40409444 / 23401107**W** www.ilfsengg.com

January 08, 2014

To

The Secretary  
The BSE Limited  
P.J.Towers, Dalal Street,  
Mumbai- 400 001.  
Tel:022-22721234, Fax-2272 3121.

The Manager  
Listing Department  
National Stock Exchange of India Limited  
Exchange Plaza, 5<sup>th</sup> Floor,  
Bandra Kurla Complex,  
Bandra(East), Mumbai-400 051.  
Tel: 022 – 26598235, Fax-26598237/38

**Scrip Code: 532907****Scrip Code: IL&FSENGG**

Dear Sir/Madam,

**Sub: Shareholding Pattern for the quarter ended December 31, 2013****Ref: Clause 35 (b) and of the Listing Agreement**


With reference to the above subject please find enclosed Shareholding Pattern, as per Clause 35 (b) of the Listing Agreement, for the quarter ended December 31, 2013.

This is for your kind information.

Thanking You,

Yours faithfully,

for IL&FS Engineering and Construction Company Limited *and reduced*



G.Venkateswar Reddy  
Company Secretary

**Introductory sub-table (I)(a)**

<b>Name of the Company: IL&amp;FS Engineering and Construction Company Limited</b>			
<b>Scrip Code, Name of the scrip, class of security: 532907, ILFSENGG,</b>			
<b>Shareholding pattern for the quarter ended 31.12.2013</b>			
<b>Partly paid-up shares:-</b>	<b>No. of partly paid-up shares</b>	<b>As a % of total no. of partly paid-up shares</b>	<b>As a % of total no. of shares of the company</b>
Held by promoter/promoter group			0
Held by public			0
<b>Total - A</b>	<b>0</b>		<b>0</b>
<b>Outstanding convertible securities:-</b>	<b>No. of outstanding securities (Refer Note:1)</b>	<b>As a % of total no. of outstanding convertible securities</b>	<b>As a % of total no. of shares of the company, assuming full conversion of the convertible securities (Refer Note:2)</b>
Held by promoter/promoter group	0		0
Held by public	0		0
<b>Total - B</b>	<b>0</b>		<b>0.00</b>
<b>Warrants:-</b>	<b>No. of warrants</b>	<b>As a % of total no. of warrants</b>	<b>As a % of total no. of shares of the company, assuming full conversion of warrants</b>
Held by promoter/promoter group	0		0
Held by public	0		0
<b>Total - C</b>	<b>0</b>		<b>0</b>
<b>Total paid-up capital of the company, assuming full conversion of warrants and convertible securities</b>	<b>89787243</b>		

For IL&FS ENGINEERING AND CONSTRUCTION COMPANY LIMITED

  
**G. VENKATESWAR REDDY**  
 COMPANY SECRETARY

Statement Showing Shareholding Pattern								
Category code	Category of Shareholder	Number of Shareholders	Table (I)(a)		Total shareholding as a percentage of total number of shares		Shares Pledged or otherwise encumbered	
			Total number of shares	Number of shares held in dematerialized form	As a percentage of (A+B) <sup>1</sup>	As a percentage of (A+B+C)	Number of shares	As a percentage
(I)	(II)	(III)	(IV)	(V)	(VI)	(VII)	(VIII)	(IX) = (VIII)/(IV)*100
(A)	<b>Shareholding of Promoter and Promoter Group</b>							
1	<b>Indian</b>							
(a)	Individuals/ Hindu Undivided Family				0.00	0.00		
(b)	Central Government/ State Government(s)				0.00	0.00		
(c)	Bodies Corporate	4	26742631	26742631	29.78	29.78	13245250	49.53
(d)	Financial Institutions/ Banks				0.00	0.00		
(e)	Any Others(Specify)				0.00	0.00		
(e-i)					0.00	0.00		
(e-ii)					0.00	0.00		
	<b>Sub Total(A)(1)</b>	<b>4</b>	<b>26742631</b>	<b>26742631</b>	<b>29.78</b>	<b>29.78</b>	<b>13245250</b>	<b>49.53</b>
2	<b>Foreign</b>							
a	Individuals (Non-Residents Individuals/ Foreign Individuals)				0.00	0.00		
b	Bodies Corporate				0.00	0.00		
c	Institutions				0.00	0.00		
d	Qualified Foreign Investor				0.00	0.00		
e	Any Others(Specify)				0.00	0.00		
e-i					0.00	0.00		
e-ii					0.00	0.00		
	<b>Sub Total(A)(2)</b>	<b>0</b>	<b>0</b>	<b>0</b>	<b>0.00</b>	<b>0.00</b>	<b>0</b>	
	<b>Total Shareholding of Promoter and Promoter Group (A) = (A)(1)+(A)(2)</b>	<b>4</b>	<b>26742631</b>	<b>26742631</b>	<b>29.78</b>	<b>29.78</b>	<b>13245250</b>	<b>49.53</b>
(B)	<b>Public shareholding</b>							
1	<b>Institutions</b>							
(a)	Mutual Funds/ UTI	1	786	786	0.00	0.00		
(b)	Financial Institutions/ Banks	12	15503066	15503066	17.27	17.27		
(c)	Central Government/ State Government(s)				0.00	0.00		
(d)	Venture Capital Funds				0.00	0.00		
(e)	Insurance Companies				0.00	0.00		
(f)	Foreign Institutional Investors	1	360	360	0.00	0.00		
(g)	Foreign Venture Capital Investors				0.00	0.00		
(h)	Qualified Foreign Investor				0.00	0.00		
(i)	Any Other (specify)				0.00	0.00		
(i-i)								
(i-ii)								
	<b>Sub-Total (B)(1)</b>	<b>14</b>	<b>15504212</b>	<b>15504212</b>	<b>17.27</b>	<b>17.27</b>		
B 2	<b>Non-institutions</b>							
(a)	Bodies Corporate	513	37273342	37273342	41.51	41.51		
(b)	Individuals							
I	Individuals -i. Individual shareholders holding nominal share capital up to Rs 1 lakh	33618	3687536	3686305	4.11	4.11		
II	ii. Individual shareholders holding nominal share capital in excess of Rs. 1 lakh.	69	6294887	3482887	7.01	7.01		
(c)	Any Other (specify)							
(c-i)	Clearing Members	121	66054	66054	0.07	0.07		
(c-ii)	Non Resident Indians	229	213563	213563	0.24	0.24		
(c-iii)	Trusts	3	5018	5018	0.01	0.01		
	<b>Sub-Total (B)(2)</b>	<b>34553</b>	<b>47540400</b>	<b>44727169</b>	<b>52.95</b>	<b>52.95</b>		
(B)	<b>Total Public Shareholding (B) = (B)(1)+(B)(2)</b>	<b>34567</b>	<b>63044612</b>	<b>60231381</b>	<b>70.22</b>	<b>70.22</b>		
	<b>TOTAL (A)+(B)</b>	<b>34571</b>	<b>89787243</b>	<b>86974012</b>	<b>100.00</b>	<b>100.00</b>	<b>13245250</b>	<b>14.75</b>
(C)	<b>Shares held by Custodians and against which Depository Receipts have been issued</b>							
1	Promoter and Promoter Group	0	0	0	0	0.00	0	
2	Public				0	0.00	0	
	<b>Sub-Total (C)</b>	<b>0</b>	<b>0</b>	<b>0</b>	<b>0</b>	<b>0</b>	<b>0</b>	
	<b>GRAND TOTAL (A)+(B)+(C)</b>	<b>34571</b>	<b>89787243</b>	<b>86974012</b>	<b>100</b>	<b>100.00</b>	<b>13245250</b>	<b>14.75</b>

**(D)(b) Statement showing holding of securities (including shares, warrants, convertible securities) of persons belonging to the category "Promoter and Promoter Group"**

Sr. No.	Name of the shareholder	Details of Shares held		Encumbered shares (*)		Details of warrants		Details of convertible securities		Total shares (including underlying shares assuming full conversion of warrants and convertible securities) as a % of diluted share capital
		Number of shares held	As a % of grand total (A) + (B) + (C)	No.	As a percentage (V) = (VI)/(VII)*100	As a % of grand total (A)+(B)+(C) of sub-clause (I)(a)	Number of warrants held	As a % total number of warrants of the same class	Number of convertible securities held	
(i)	(ii)	(iii)	(iv)	(v)	(vi)	(vii)	(viii)	(ix)	(x)	(xi)
2	INFRASTRUCTURE LEASING AND FINANCIAL SERVICES LTD	13245250	14.75	13245250	100.00	14.75				0.00%
3	IL & FS FINANCIAL SERVICES LTD	10616382	11.82		0.00	0.00				0.00%
4	IL AND FS FINANCIAL SERVICES LTD	2879999	3.21		0.00	0.00				0.00%
		1000	0.00		0.00	0.00				0.00%
	<b>TOTAL</b>	<b>26742631</b>	<b>29.78</b>	<b>13245250</b>	<b>49.53</b>	<b>14.75</b>	<b>0</b>	<b>0</b>	<b>0</b>	<b>0.00%</b>

(\*) The term "encumbrance" has the same meaning as assigned to it in regulation 28(3) of the SAST Regulations, 2011

For IL&FS ENGINEERING AND CONSTRUCTION COMPANY LIMITED

G. VENKATESWAR REDDY  
COMPANY SECRETARY

**(1)(c)(i) Statement showing holding of securities (including shares, warrants, convertible securities) of persons belonging to the category "Public" and holding more than 1% of the total number of shares**

Sr. No.	Name of the shareholder	Number of shares held	Shares as a percentage of total number of shares {i.e., Grand Total (A)+(B)+(C) indicated in Statement at para (1)(a) above}	Details of warrants		Details of convertible securities		Total shares (including underlying shares assuming full conversion of warrants and convertible securities) as a % of diluted share capital
				Number of warrants held	As a % total number of warrants of the same class	Number of convertible securities held	% w.r.t total number of convertible securities of the same class	
1	SBG PROJECTS INVESTMENTS LIMITED	25059881	27.91	0	0	0	0.00	0.00%
2	ICICI BANK LTD	5971979	6.65	0	0	0	0.00	0.00%
3	SNR INVESTMENTS PVT LTD	5250000	5.85	0	0	0	0.00	0.00%
4	VEEYES INVESTMENTS PRIVATE LIMITED	5250000	5.85	0	0	0	0.00	0.00%
5	IDBI BANK	1916057	2.13	0	0	0	0.00	0.00%
6	STATE BANK OF INDIA	1901029	2.12	0	0	0	0.00	0.00%
7	B TEJA RAJU	1490000	1.66	0	0	0	0.00	0.00%
8	STATE BANK OF HYDERABAD	1431399	1.59	0	0	0	0.00	0.00%
9	ALLAHABAD BANK	1179042	1.31	0	0	0	0.00	0.00%
10	INDIAN OVERSEAS BANK	1027993	1.14	0	0	0	0.00	0.00%
	<b>TOTAL</b>	<b>50477380</b>	<b>56.22</b>	<b>0</b>	<b>0</b>	<b>0</b>	<b>0.00</b>	<b>0.00%</b>


For IL&FS ENGINEERING AND CONSTRUCTION COMPANY LIMITED

G. VENKATESWAR REDDY  
COMPANY SECRETARY

**(D)(c)(ii) Statement showing holding of securities (including shares, warrants, convertible securities) of persons (together with PAC) belonging to the category "Public" and holding more than 5% of the total number of shares of the company.**

Sr. No.	Name(s) of the shareholder(s) and the Persons Acting in Concert (PAC) with them	Number of shares	Shares as a percentage of total number of shares {i.e., Grand Total (A)+(B)+(C) indicated in Statement at para (D)(a) above}	Details of warrants		Details of convertible securities		Total shares (including underlying shares assuming full conversion of warrants and convertible securities) as a % of diluted share capital
				Number of warrants	As a % total number of warrants of the same class	Number of convertible securities held	% w.r.t total number of convertible securities of the same class	
1	SBG PROJECTS INVESTMENTS LIMITED	25059881	27.91	0	0	0	0.00	0.00%
2	ICICI BANK LTD	5971979	6.65	0	0	0	0.00	0.00%
3	SNR INVESTMENTS PVT LTD	5250000	5.85	0	0	0	0.00	0.00%
4	VEEYES INVESTMENTS PRIVATE LIMITED	5250000	5.85	0	0	0	0.00	0.00%
	<b>TOTAL</b>	<b>41531860</b>	<b>46.26</b>	<b>0</b>	<b>0</b>	<b>0</b>	<b>0.00</b>	<b>0.00%</b>


For IL&FS ENGINEERING AND CONSTRUCTION COMPANY LIMITED

  
 G. VENKATESWAR REDDY  
 COMPANY SECRETARY

(D)(d) Statement showing details of locked-in shares

Sr. No.	Name of the shareholder	Number of locked-in shares	Locked-in shares as a percentage of total number of shares {i.e., Grand Total (A)+(B)+(C) indicated in Statement at para (D)(a) above}
NIL			

For IL&FS ENGINEERING AND CONSTRUCTION COMPANY LIMITED

  
 G. VENKATESWAR REDDY  
 COMPANY SECRETARY

**(II)(a) Statement showing details of Depository Receipts (DRs)**

Sr. No.	Type of outstanding DR (ADRs, GDRs, SDRs, etc.)	Number of outstanding DRs	Number of shares underlying outstanding DRs	Shares underlying outstanding DRs as a percentage of total number of shares {i.e., Grand Total (A)+(B)+(C) indicated in Statement at para (I)(a) above}
<p><b>Nil</b></p>				

For IL&FS ENGINEERING AND CONSTRUCTION COMPANY LIMITED




G. VENKATESWAR REDDY  
COMPANY SECRETARY



**(II)(b) Statement showing holding of Depository Receipts (DRs), where underlying shares held by "promoter/promoter group" are in excess of 1% of the total number of shares**

Sr. No.	Name of the DR Holder	Type of outstanding DR (ADRs, GDRs, SDRs, etc.)	Number of shares underlying outstanding DRs	Shares underlying outstanding DRs as a percentage of total number of shares (i.e., Grand Total (A)+(B)+(C) indicated in Statement at para (D)(a) above)
<p style="font-size: 2em; transform: rotate(90deg);">NIL</p>				

For IL&FS ENGINEERING AND CONSTRUCTION COMPANY LIMITED

  
 G. VENKATESWAR REDDY  
 COMPANY SECRETARY