

Registered Office

D.No. 8-2-120/113/3
4th Floor, Sanali Info Park
Road No 2, Banjara Hills
Hyderabad - 500033

T +91 40 40409333
F +91 40 40409444
E info@ilfsengg.com
W www.ilfsengg.com

January 20, 2016

To

The Secretary
The BSE Limited
P.J.Towers, Dalal Street,
Mumbai- 400 001.
Tel:022-22721234, Fax-2272 3121.

The Manager
Listing Department
National Stock Exchange of India Limited
Exchange Plaza, 5th Floor,
Bandra Kurla Complex,
Bandra (East), Mumbai-400 051.
Tel: 022 – 26598235, Fax-26598237/38

Scrip Code: 532907

Scrip Code: IL&FSENGG

Dear Sir/Madam,

Sub: Shareholding Pattern for the quarter ended December 31, 2015

Ref: Reg. 31(1)(b) of SEBI (Listing Obligations and Disclosure Requirements) Regulations, 2015.

With reference to the above subject, please find enclosed Shareholding Pattern as per Reg. 31(1)(b) of SEBI (Listing Obligations and Disclosure Requirements) Regulations 2015, for the quarter ended December 31, 2015.

This is for your kind information and record.

Thanking You,

Yours faithfully,
for IL&FS Engineering and Construction Company Limited


Sambhu Nath Mukherjee
Chief Financial Officer



Format of holding of specified securities

1 Name of Listed Entity: IL&FS Engineering and Construction Company Limited

2 Scrip Code/Name of Scrip: NSE - IL&FSENGG

BSE - 532907

Class of Security: Equity

3 Shareholding Pattern for the quarter ended December 31, 2015 filed under Reg. 31 (1)(b) of SEBI (Listing Obligations and Disclosure Requirements) Regulations 2015

4 Declaration:

	Particulars	Yes*	No*
1	Whether the Listed Entity has issued any partly paid up shares?	-	√
2	Whether the Listed Entity has issued any Convertible Securities or Warrants?	-	√
3	Whether the Listed Entity has any shares against which depository receipts are issued?	-	√
4	Whether the Listed Entity has any shares in locked-in?	√	-
5	Whether any shares held by promoters are pledge or otherwise encumbered?	-	√

* If the Listed Entity selects the option 'No' for the questions above, the columns for the partly paid up shares, Outstanding Convertible Securities/Warrants, depository receipts, locked-in shares, No of shares pledged or otherwise encumbered by promoters, as applicable, shall not be displayed at the time of dissemination on the Stock Exchange website. Also wherever there is 'No' declared by Listed Entity in above table the values will be considered as 'Zero' by default on submission of the format of holding of specified securities.

5 The tabular format for disclosure of holding of specified securities is as follows:-



Table I - Summary Statement holding of specified securities

Category (I)	Category of Shareholding (II)	Nos. of Shareholders (III)	No. of fully paid up equity shares held (IV)	No. of partly paid up equity shares held (V)	No. of shares underlying Depository Receipts (VI)	Total nos. shares held (VII) = (IV)+(V)+(VI)	Shareholding as a % of total no. of shares (calculated as per SCRR,1957) (VIII) As a % of (A+B+C2)	Number of Voting Rights held in each class of Securities (IX)			No. of Shares Underlying Outstanding convertible securities (including Warrants) (X)	Shareholding - as a % assuming full conversion of convertible securities (as a percentage of diluted share capital) (XI)=(VII)+(X) As a percentage of (A+B+C2)	Number of locked in shares (XII)	As a % of total Shares held (b)	Number of Shares pledged or otherwise encumbered (XIII)	As a % of total shares held (b)	Number of equity shares held in dematerialized form (XIV)
								Equity	Total	Total as % of (A+B+C)							
(A)	Promoter & Promoter Group	6	45438477	0	0	45438477	37.50	45438477	45438477	37.50	0	0.00	45438477	100.00	0	0.00	45438477
(B)	Public	36467	75720194	0	0	75720194	62.50	75720194	75720194	62.50	0	0.00	11478596	15.16	0	0.00	72906963
(C)	Non Promoter-Non Public																
(C1)	Shares underlying DRs	0	0	0	0	0	0.00	0	0	0.00	0	0.00	0	0.00	0	0.00	0
(C2)	Shares held by Employee Trusts	0	0	0	0	0	0.00	0	0	0.00	0	0.00	0	0.00	0	0.00	0
	Total	36473	121158671	0	0	121158671	100.00	121158671	121158671	100.00	0	0.00	56917073	115.16	0	0.00	118345440




Table III - Statement showing shareholding pattern of the public shareholder

Category & Name of the Shareholders (i)	PAN(ii)	No. of Shareholder (iii)	No. of fully paid up equity shares held (iv)	Partly paid-up equity shares held (v)	Nos. of shares underlying Depository Receipts (vi)	Total Nos. shares held (vii)=(iv+v+vi)	Shareholding as a % of SCRR 1957 (A+B+C2) (viii)	Number of Voting Rights held in each class			No. of Shares Underlying Outstanding convertible securities (including Warrants) (x)	Shareholding, as a % assuming full conversion of convertible securities (as a percentage of diluted share capital) (xi)=(vii)+(x) as a % of A+B+C2	Number of Locked in Shares (xii)	As a % of Total Shares held (b)	Number of Shares pledged or otherwise	As a % of Total Shares held (b)	Number of dematerialized equity shares held in form (xiv)
								Equity	No. of Voting Rights of securities (x)	Total							
1 Institutions																	
(a) Mutual Funds		1	586	0	0	586	0.00	586	0	586	0.00	0	0.00	NA	NA	586	
(b) Venture Capital Funds		0	0	0	0	0	0.00	0	0	0	0.00	0	0.00	NA	NA	0	
(c) Alternate Investment Funds		0	0	0	0	0	0.00	0	0	0	0.00	0	0.00	NA	NA	0	
(d) Foreign Venture Capital Investors		0	0	0	0	0	0.00	0	0	0	0.00	0	0.00	NA	NA	0	
(e) Foreign Portfolio Investors		1	360	0	0	360	0.00	360	0	360	0.00	0	0.00	NA	NA	360	
(f) Financial Institutions/Banks		8	2369858	0	0	2369858	1.96	2369858	0	2369858	0.00	0	0.00	NA	NA	2369858	
ICICI Bank Ltd		1	5971979	0	0	5971979	4.93	5971979	0	5971979	0.00	0	0.00	NA	NA	5971979	
State Bank of India		1	1901029	0	0	1901029	1.57	1901029	0	1901029	0.00	0	0.00	NA	NA	1901029	
IDBI Bank Limited		1	1589590	0	0	1589590	1.31	1589590	0	1589590	0.00	0	0.00	NA	NA	1589590	
State Bank of Hyderabad		1	1406399	0	0	1406399	1.16	1406399	0	1406399	0.00	0	0.00	NA	NA	1406399	
(g) Insurance Companies		0	0	0	0	0	0.00	0	0	0	0.00	0	0.00	NA	NA	0	
(h) Provident Funds/Pension Funds		0	0	0	0	0	0.00	0	0	0	0.00	0	0.00	NA	NA	0	
(i) Any Other (Specify)		0	0	0	0	0	0.00	0	0	0	0.00	0	0.00	NA	NA	0	
Sub-Total (B)(1)		14	13239801	0	0	13239801	10.93	13239801	0	13239801	0.00	0	0.00	NA	NA	13239801	
2 Central Government/State Government(s)/President of India		0	0	0	0	0	0.00	0	0	0	0.00	0	0.00	NA	NA	0	
Sub-Total (B)(2)		0	0	0	0	0	0.00	0	0	0	0.00	0	0.00	NA	NA	0	
3 Non-Institutions																	
(a) Individuals -																	
i. Individual shareholders holding nominal share capital up to Rs. 2 Lakhs		35426	7409649	0	0	7409649	6.12	7409649	0	7409649	0.00	0	0.00	NA	NA	7409649	
ii. Individual shareholders holding nominal share capital in excess of Rs. 2 Lakhs.		51	3981861	0	0	3981861	3.29	3981861	0	3981861	0.00	0	0.00	NA	NA	1169861	
B. Teja Raju		1	1490000	0	0	1490000	1.23	1490000	0	1490000	0.00	0	0.00	NA	NA	1490000	
(b) NBFCs registered with RBI		3	14250	0	0	14250	0.01	14250	0	14250	0.00	0	0.00	NA	NA	14250	
(c) Employee Trust		0	0	0	0	0	0.00	0	0	0	0.00	0	0.00	NA	NA	0	
(d) Overseas Depositories		0	0	0	0	0	0.00	0	0	0	0.00	0	0.00	NA	NA	0	
(e) Any Other		0	0	0	0	0	0.00	0	0	0	0.00	0	0.00	NA	NA	0	
(f) Trusts		2	3250	0	0	3250	0.00	3250	0	3250	0.00	0	0.00	NA	NA	3250	
(fi) Non Resident Indians		354	364073	0	0	364073	0.30	364073	0	364073	0.00	0	0.00	NA	NA	364073	
(fii) Clearing Members		53	41820	0	0	41820	0.03	41820	0	41820	0.00	0	0.00	NA	NA	41820	
(iv) Bodies Corporates		560	2137013	0	0	2137013	1.76	2137013	0	2137013	0.00	0	0.00	NA	NA	2137013	
SNF Investments Private Limited		1	5250000	0	0	5250000	4.33	5250000	0	5250000	0.00	0	0.00	NA	NA	5250000	
Veeries Investments Private Limited		1	5250000	0	0	5250000	4.33	5250000	0	5250000	0.00	0	0.00	NA	NA	5250000	
Foreign Corporate Bodies		1	5250000	0	0	5250000	4.33	5250000	0	5250000	0.00	0	0.00	NA	NA	5250000	
SBG Projects Investments Limited		1	36538477	0	0	36538477	30.16	36538477	0	36538477	0.00	0	0.00	NA	NA	36538477	
Sub Total (B)(3)		36453	62480393	0	0	62480393	51.57	62480393	0	62480393	0.00	0	0.00	NA	NA	59667162	
Total Public Shareholding (B)=(B)(1)+(B)(2)+(B)(3)		36467	75720194	0	0	75720194	62.50	75720194	0	75720194	0.00	0	0.00	NA	NA	72906953	






Table II - Statement showing shareholding pattern of the Promoter and Promoter Group

Category & Name of the Shareholders (I)	PAN/IIID	No of Shareholder (III)	No of Fully paid up equity shares held (IV)	Partly paid-up equity shares held (V)	Nos of shares underlying Depository Receipts (VI)	Total Nos. shares held (VII)=(IV+V+VI)	Shareholding % as calculated per SCRR 1957 As a % of (A+B+C2) (VIII)	Number of Voting Rights held in each class of securities (IX)			No. of Outstanding Shares (including Warrants)	Shareholding, as a % assuming full conversion of convertible securities as a percentage of diluted share capital) (XI)=(VII)+(X)	Number of Locked in Shares (XII)		Number of Shares pledged or otherwise encumbered (XIII)	Number of equity shares held in dematerialized form (XIV)
								No. of Equity	Total	% of Total Voting rights			As a % of Total Shares held (b)	As a % of Total Shares held (b)		
1 Indian																
(a) Individual/Hindu undivided Family		0	0	0	0	0	0.00	0	0	0	0	0.00	0	0	0	0
(b) Central Government/State Government(s)		0	0	0	0	0	0.00	0	0	0	0	0.00	0	0	0	0
(c) Financial Institution/Banks																
(d) Any Other (specify)																
(d)(i) Bodies Corporate																
Infrastructure Leasing and Financial Services Limited	AAACI0989F	3	22505040	0	0	22505040	18.57	22505040	22505040	18.57	0	0.00	0	0	0.00	22505040
IL&FS Financial Services Limited	AAACF1805L	3	22933437	0	0	22933437	18.93	22933437	22933437	18.93	0	0.00	0	0	0.00	22933437
Sub-Total (A)(1)		6	45438477	0	0	45438477	37.5	45438477	45438477	37.50	0	0.00	0	0	0.00	45438477
2 Foreign																
(a) Individuals (Non-Resident Individuals/Foreign Individuals)		0	0	0	0	0	0.00	0	0	0	0	0.00	0	0	0.00	0
(b) Government		0	0	0	0	0	0.00	0	0	0	0	0.00	0	0	0.00	0
(c) Institutions		0	0	0	0	0	0.00	0	0	0	0	0.00	0	0	0.00	0
(d) Foreign Portfolio Investor		0	0	0	0	0	0.00	0	0	0	0	0.00	0	0	0.00	0
(e) Any Other (specify)		0	0	0	0	0	0.00	0	0	0	0	0.00	0	0	0.00	0
Sub-Total (A)(2)		0	0	0	0	0	0.00	0	0	0	0	0.00	0	0	0.00	0
Total Shareholding of Promoter and Promoter Group (A)= (A)(1)+(A)(2)		6	45438477	0	0	45438477	37.50	45438477	45438477	37.50	0	0.00	0	0	0.00	45438477

Table III - Statement showing shareholding pattern of the public shareholder

Category & Name of the Shareholders (i)	PAN(ii)	No. of Shareholder (iii)	No. of fully paid up equity shares held (iv)	Partly paid-up equity shares held (v)	Nos. of Depository Receipts (vi)	Total Nos. shares held (VII)=(IV+V+VI)	Shareholding % as per SCRR 1957 as a % of (A+B+C2) (VIII)	Number of Voting Rights held in each class of securities (IX)		No. of Shares Underlying Outstanding securities (including Warrants (X))	Shareholding, as a % assuming full conversion of convertible securities (as a percentage of diluted share capital) (XI)=(VII)+(X) as a % of A+B+C2	Number of Locked in Shares (XII)	As a % of Total Shares held (b)	Number of Shares pledged or otherwise	As a % of Total Shares held (b)	Number of equity shares held in dematerialized form (XIV)
								Equity	Total							
1. Institutions																
(a) Mutual Funds		1	586	0	0	586	0.00	586	586	0	0.00	0	0.00	NA	NA	586
(b) Venture Capital Funds		0	0	0	0	0	0.00	0	0	0	0.00	0	0.00	NA	NA	0
(c) Alternate Investment Funds		0	0	0	0	0	0.00	0	0	0	0.00	0	0.00	NA	NA	0
(d) Foreign Venture Capital Investors		0	0	0	0	0	0.00	0	0	0	0.00	0	0.00	NA	NA	0
(e) Foreign Portfolio Investors		1	360	0	0	360	0.00	360	360	0	0.00	0	0.00	NA	NA	360
(f) Financial Institutions/Banks		8	2369858	0	0	2369858	1.96	2369858	2369858	0	0.00	0	0.00	NA	NA	2369858
ICICI Bank Ltd	AAACLI195H	1	5971979	0	0	5971979	4.93	5971979	5971979	0	0.00	0	0.00	NA	NA	5971979
State Bank of India	AAACSS577K	1	1901029	0	0	1901029	1.57	1901029	1901029	0	0.00	0	0.00	NA	NA	1901029
IDBI Bank Limited	AA8C8842G	1	1589590	0	0	1589590	1.31	1589590	1589590	0	0.00	0	0.00	NA	NA	1589590
State Bank of Hyderabad	AAADCS009H	1	1406399	0	0	1406399	1.16	1406399	1406399	0	0.00	0	0.00	NA	NA	1406399
(g) Insurance Companies		0	0	0	0	0	0.00	0	0	0	0.00	0	0.00	NA	NA	0
(h) Provident Funds/Pension Funds		0	0	0	0	0	0.00	0	0	0	0.00	0	0.00	NA	NA	0
(i) Any Other (Specify)		0	0	0	0	0	0.00	0	0	0	0.00	0	0.00	NA	NA	0
Sub-Total (B)(1)		14	13239801	0	0	13239801	10.93	13239801	13239801	0	0.00	0	0.00	NA	NA	13239801
2																
Central Government/State Government(s)/President of India		0	0	0	0	0	0.00	0	0	0	0.00	0	0.00	NA	NA	0
Sub-Total (B)(2)		0	0	0	0	0	0.00	0	0	0	0.00	0	0.00	NA	NA	0
3 Non-Institutions																
(a) Individuals -																
i. Individual shareholders holding nominal share capital up to Rs. 2 Lakhs		35426	7409649	0	0	7409649	6.12	7409649	7409649	0	0.00	0	0.00	NA	NA	7409649
ii. Individual shareholders holding nominal share capital in excess of Rs. 2 lakhs.		51	3981861	0	0	3981861	3.29	3981861	3981861	0	0.00	0	0.00	NA	NA	1169861
B. Teja Raju	AFFSP8531Q	1	1490000	0	0	1490000	1.23	1490000	1490000	0	0.00	0	0.00	NA	NA	1490000
(b) NBFC registered with RBI		3	14250	0	0	14250	0.01	14250	14250	0	0.00	0	0.00	NA	NA	14250
(c) Employee Trust		0	0	0	0	0	0.00	0	0	0	0.00	0	0.00	NA	NA	0
(d) Overseas Depositories		0	0	0	0	0	0.00	0	0	0	0.00	0	0.00	NA	NA	0
(e) Any Other		2	3250	0	0	3250	0.00	3250	3250	0	0.00	0	0.00	NA	NA	0
(i) Trusts		2	3250	0	0	3250	0.00	3250	3250	0	0.00	0	0.00	NA	NA	3250
(ii) Non Resident Indians		354	364073	0	0	364073	0.30	364073	364073	0	0.00	0	0.00	NA	NA	364073
(iii) Clearing Members		53	41820	0	0	41820	0.03	41820	41820	0	0.00	0	0.00	NA	NA	41820
(iv) Bodies Corporates		560	2137013	0	0	2137013	1.76	2137013	2137013	0	0.00	0	0.00	NA	NA	2137013
SNR Investments Private Limited	AAACGH4913N	1	5250000	0	0	5250000	4.33	5250000	5250000	0	0.00	0	0.00	NA	NA	5250000
Veeyo Investments Private Limited	AA8CV6591K	1	5250000	0	0	5250000	4.33	5250000	5250000	0	0.00	0	0.00	NA	NA	5250000
Foreign Corporate Bodies																
SBG Projects Investments Limited	AAOCCS39958	1	36538477	0	0	36538477	30.16	36538477	36538477	0	0.00	0	0.00	NA	NA	36538477
Sub Total (B)(3)		36453	62480393	0	0	62480393	51.57	62480393	62480393	0	0.00	0	0.00	NA	NA	59667162
Total Public Shareholding (B)=(B)(1)+(B)(2)+(B)(3)		36467	75720194	0	0	75720194	62.50	75720194	75720194	0	0.00	0	0.00	NA	NA	72906963




Table IV - Statement showing shareholding pattern of the Non Promoter - Non Public shareholder

Category & Name of the Shareholders (I)	PAN(II)	No. of Shareholder (III)	No. of fully paid up equity shares held (V)	Partly paid-up equity shares held (V)	Nos. of underlying Depository Receipts (VI)	Total Nos. shares held (VII)=(IV+V+VI)	Shareholding %calculated as per SCRR 1957 As a % of (A+B+C2) (VIII)	Number of Voting Rights held in each class of securities (IX)		Total as a % of Total Voting rights	No. of Shares Underlying Outstanding convertible securities (including Warrants (X))	Shareholding as a % assuming full conversion of convertible securities (as a percentage of diluted share capital) (XI)=(VII)+(X) as a % of A+B+C2	Number of Locked in (a) As a % of Total Shares held (b)	Number of pledged or (a) As a % of Total Shares held (b)	Number of equity shares held in dematerialized form (XIV)
								No. of Equity	Total						
1 Custodian/DR Holder		0	0	0	0	0	0	0	0	0	0	0	0	0	0
2 Employee Benefit Trust (under SEBI (Share based Employee Benefit) Regulations, 2014)		0	0	0	0	0	0	0	0	0	0	0	0	0	0
Total Non-Promoter-Non Public Shareholding (C) = (C1)+(C2)		0	0	0	0	0	0	0	0	0	0	0	0	0	0

