


## Shareholding Pattern as on September 30, 2016

- 1 Name of Listed Entity: IL&FS Engineering and Construction Company Limited
- 2 Scrip Code /Name of Scrip: NSE - IL&FSENGG  
BSE - 532907
- Class of Security: Equity
- 3 Shareholding Pattern for the quarter ended September 30, 2016 filed under Reg. 31 (1)(b) of SEBI (Listing Obligations and Disclosure Requirements) Regulations 2015
- 4 Declaration:

	<b>Particulars</b>	<b>Yes*</b>	<b>No*</b>
1	Whether the Listed Entity has issued any partly paid up shares?	-	√
2	Whether the Listed Entity has issued any Convertible Securities or Warrants?	-	√
3	Whether the Listed Entity has any shares against which depository receipts are issued?	-	√
4	Whether the Listed Entity has any shares in locked-in?	-	√
5	Whether any shares held by promoters are pledge or otherwise encumbered?	-	√

\* If the Listed Entity selects the option 'No' for the questions above, the columns for the partly paid up shares, Outstanding Convertible Securities/Warrants, depository receipts, locked-in shares, No of shares pledged or otherwise encumbered by promoters, as applicable, shall not be displayed at the time of dissemination on the Stock Exchange website. Also wherever there is 'No' declared by Listed Entity in above table the values will be considered as 'Zero' by default on submission of the format of holding of specified securities.


- 5 The tabular format for disclosure of holding of specified securities is as follows:-



*[Handwritten Signature]*

Table I - Summary Statement holding of specified securities


Category (I)	Category of Shareholding (II)	Nos. of Shareholders (III)	No. of fully paid up equity shares held (IV)	No. of partly paid up equity shares held (V)	No. of shares underlying Depository Receipts (VI)	Total nos. shares held (VII) = (IV)+(V)+(VI)	Shareholding as a % of total no. of shares (calculated as per SCRR,1957) (VIII) As a % of (A+B+C2)	Number of Voting Rights of Securities (IX)		Total as % of (A+B+C)	No. of Underlying convertible securities (including Warrants) (x)	Shareholding - as a % assuming full conversion of convertible securities (as a percentage of diluted share capital) (XI) = (VII)+(X) As a percentage of (A+B+C2)	Number of locked in shares (XII)		Number of Shares pledged or otherwise encumbered (XIII)	Number of equity shares held in dematerialized form (XIV)
								No. of Voting Rights Equity	Total				No.(a)	As a % of total Shares held (b)		
(A)	Promoter & Promoter Group	2	45438477	0	0	45438477	37.50	45438477	45438477	37.50	0	37.50	0	0.00	0	45438477
(B)	Public	35745	75720194	0	0	75720194	62.50	75720194	75720194	62.50	0	62.50	0	0.00	0	72906963
(C)	Non Promoter-Non Public															
(C1)	Shares underlying DRs	0	0	0	0	0	0.00	0	0	0.00	0	0.00	0	0.00	0	0
(C2)	Shares held by Employee Trusts	0	0	0	0	0	0.00	0	0	0.00	0	0.00	0	0.00	0	0
	<b>Total</b>	<b>35747</b>	<b>121158671</b>	<b>0</b>	<b>0</b>	<b>121158671</b>	<b>100.00</b>	<b>121158671</b>	<b>121158671</b>	<b>100.00</b>	<b>0</b>	<b>100.00</b>	<b>0</b>	<b>0.00</b>	<b>0</b>	<b>118345440</b>



*Handwritten signature*

Table II - Statement showing shareholding pattern of the Promoter and Promoter Group


Category & Name of the Shareholders (I)	PAN(II)	No of Shareholder (III)	No. of fully paid up equity shares held (IV)	Party paid up equity shares held (V)	Nos. of shares underlying Depository Receipts (VI)	Total Nos. shares held (VII)=(IV+V+VI)	Shareholding %calculated as per SCRR 1957 As a % of (A+B+C2) (VIII)	Number of Voting Rights held in each class of securities (IX)		No. of Underlying Outstanding convertible securities (including Warrants) (X)	Shareholding, as a % assuming full conversion of securities (as a percentage of diluted share capital) (XI)=(VII)+(X) as a % of A+B+C2	Number of Locked in shares (XII)		Number of Shares pledged or otherwise encumbered (XIII)	Number of equity shares held in dematerialized form (XIV)
								No. of Equity	Total			No. (a)	As a % of Total Shares held (b)		
1 Indian															
(a) Individual/Hindu undivided Family		0	0	0	0	0	0.00	0	0.00	0	0.00	0	0.00	0	0.00
(b) Central Government/State Government(s)		0	0	0	0	0	0.00	0	0.00	0	0.00	0	0.00	0	0.00
(c) Financial Institution/Banks															
(d) Any Other (specify)															
(d)(i) Bodies Corporate															
Infrastructure Leasing and Financial Services Limited (IL&FS)	AAAC0989F	1	22505040	0	0	22505040	18.57	22505040	18.57	0	18.57	0	0.00	0	22505040
IL&FS Financial Services Limited	AAAC4805L	1	22933437	0	0	22933437	18.93	22933437	18.93	0	18.93	0	0.00	0	22933437
Sub-Total (A)(1)		2	45438477	0	0	45438477	37.50	45438477	37.50	0	37.50	0	0.00	0	45438477
2 Foreign															
(a) Individuals (Non-Resident Individuals/Foreign Individuals)		0	0	0	0	0	0.00	0	0.00	0	0.00	0	0.00	0	0.00
(b) Government		0	0	0	0	0	0.00	0	0.00	0	0.00	0	0.00	0	0.00
(c) Institutions		0	0	0	0	0	0.00	0	0.00	0	0.00	0	0.00	0	0.00
(d) Foreign Portfolio Investor		0	0	0	0	0	0.00	0	0.00	0	0.00	0	0.00	0	0.00
(e) Any Other (specify)		0	0	0	0	0	0.00	0	0.00	0	0.00	0	0.00	0	0.00
Sub-Total (A)(2)		0	0	0	0	0	0.00	0	0.00	0	0.00	0	0.00	0	0.00
Total Shareholding of Promoter and Promoter Group (A)= (A)(1)+(A)(2)		2	45438477	0	0	45438477	37.50	45438477	37.50	0	37.50	0	0.00	0	45438477



*Handwritten signature*

Table III - Statement showing shareholding pattern of the Public shareholder

Category	Name of the Shareholder	PAN	No of Shareholders	No of fully paid up equity shares held	No of Partly paid-up equity shares held	No of Shares Underlying Depository Receipts	Total No of Shares Held (IV+V+VI)	Shareholding as a % of total (A+B+C2)	Number of Voting Rights held in each class of securities		No of Shares Underlying Outstanding convertible securities (including Warrants)	Shareholding as a % assuming full conversion of convertible Securities (as a percentage of diluted share capital)	Number of Locked in Shares or otherwise encumbered		Number of equity shares held in dematerialized form
									Equity	Total			No.	As a % of total Shares held	
(I)	(II)	(III)	(IV)	(V)	(VI)	(VII)	(VIII)	(IX)	(X)	(XI)	(XII)	(XIII)	(XIV)		
(1)	Institutions														
(a)	Mutual Funds														
(b)	Venture Capital Funds														
(c)	Alternate Investment Funds														
(d)	Foreign Venture Capital Investors														
(e)	Foreign Portfolio Investors														
(f)	Financial Institutions/Banks														
	(ICCI) Bank Ltd		12	13209687	0	0	13209687	10.90	13209687	10.90	0	0	0	0	132096
	AAAACH1195H		1	5983324	0	0	5983324	4.94	5983324	4.94	0	0	0	0	59833
	State Bank of India		1	1901029	0	0	1901029	1.57	1901029	1.57	0	0	0	0	19010
	AABC8842G		1	1589590	0	0	1589590	1.31	1589590	1.31	0	0	0	0	15895
	State Bank of Hyderabad		1	1406399	0	0	1406399	1.16	1406399	1.16	0	0	0	0	14063
(g)	Insurance Companies														
(h)	Provident Funds/Pension Funds														
(i)	Any Other (specify)														
	Sub Total (B)(1)		13	49748164	0	0	49748164	41.06	49748164	41.06	0	0	0	0	49748
(2)	Central Government/State Government(s)/President of India														
(3)	Sub Total (B)(2)		0	0	0	0	0	0.00	0	0.00	0	0	0	0	0
(4)	Non-Institutions														
(a)	Individuals														
	i. Individual shareholders holding nominal share capital up to Rs.2 lakhs		34707	7455054	0	0	7455054	6.15	7455054	6.15	0	0	0	0	74550
	ii. Individual shareholders holding nominal share capital in excess of Rs. 2 Lakhs		46	5425445	0	0	5425445	4.48	5425445	4.48	0	0	0	0	54254
(b)	B.Ten Bani		1	1490000	0	0	1490000	1.23	1490000	1.23	0	0	0	0	14900
(c)	NBFCs Registered with RBI		1	200	0	0	200	0.00	200	0.00	0	0	0	0	200
(d)	Employees Trusts														
(e)	Overseas Depositories (Holding DIs)/Balancing figure														
(f)	Any Other		978	49629908	0	0	49629908	40.96	49629908	40.96	0	0	0	0	49629
(g)	Trusts		2	3000	0	0	3000	0.00	3000	0.00	0	0	0	0	3000
(h)	Non Resident Indians		334	320185	0	0	320185	0.26	320185	0.26	0	0	0	0	32018
(i)	Cleaning Members		103	135549	0	0	135549	0.11	135549	0.11	0	0	0	0	13554
(j)	Bodies Corporate		537	12592697	0	0	12592697	10.39	12592697	10.39	0	0	0	0	12592
(k)	SNR Investments Pvt. Ltd		1	5250000	0	0	5250000	4.33	5250000	4.33	0	0	0	0	52500
(l)	Vee Vas Investments Private Limited		1	36538477	0	0	36538477	30.16	36538477	30.16	0	0	0	0	36538
(m)	Foreign Corporate Bodies		1	36538477	0	0	36538477	30.16	36538477	30.16	0	0	0	0	36538
(n)	SEB Projects Investments Ltd		1	36538477	0	0	36538477	30.16	36538477	30.16	0	0	0	0	36538
(o)	Person Acting in Concert: Mr. Ramchand Karunakaran		1	40000	0	0	40000	0.03	40000	0.03	0	0	0	0	40000
(p)	Sub Total (B)(3)		35732	62510507	0	0	62510507	51.52	62510507	51.52	0	0	0	0	62510
(q)	Total Public Shareholding (B) = (B)(1)+(B)(2)+(B)(3)		35745	112258671	0	0	112258671	92.63	112258671	92.63	0	0	0	0	1122586



*Handwritten signature*