

July 4, 2016

IL&FS Engineering and Construction Company Limited
CIN - L45201AP1988PLC008624

Registered Office	T +91 40 40409333
D.No. 8-2-120/113/3	F +91 40 40409444
4th Floor, Sanali Info Park	E info@ilfsengg.com
Road No 2, Banjara Hills	W www.ilfsengg.com
Hyderabad - 500033	

To

The Secretary
BSE Limited
P.J.Towers, Dalal Street,
Mumbai- 400 001.
Tel:022-22721234, Fax-2272 3121.

The Manager
Listing Department
National Stock Exchange of India Limited
Exchange Plaza, 5th Floor,
Bandra Kurla Complex,
Bandra (East), Mumbai-400 051.
Tel: 022 – 26598235, Fax-26598237/38

Scrip Code: 532907

Scrip Code: IL&FSENGG

Dear Sir/Madam,

Sub: Shareholding Pattern for the quarter ended June 30, 2016

Ref: Reg. 31(1)(b) of SEBI (Listing Obligations and Disclosure Requirements) Regulations, 2015.


With reference to the above subject, please find enclosed Shareholding Pattern as per Reg. 31(1)(b) of SEBI (Listing Obligations and Disclosure Requirements) Regulations 2015, for the quarter ended June 30, 2016.

This is for your kind information and record.

Thanking You,

Yours faithfully,

For IL&FS Engineering and Construction Company Limited



Sushil Dudeja
Company Secretary

Encl: As above



Format of holding of specified securities

1 Name of Listed Entity: IL&FS Engineering and Construction Company Limited

2 Scrip Code /Name of Scrip: NSE - IL&FSENGG
BSE - 532907

Class of Security: Equity

3 Shareholding Pattern for the quarter ended June 30, 2016 filed under Reg. 31 (1)(b) of SEBI (Listing Obligations and Disclosure Requirements) Regulations 2015

4 Declaration:

	Particulars	Yes*	No*
1	Whether the Listed Entity has issued any partly paid up shares?	-	√
2	Whether the Listed Entity has issued any Convertible Securities or Warrants?	-	√
3	Whether the Listed Entity has any shares against which depository receipts are issued?	-	√
4	Whether the Listed Entity has any shares in locked-in?	√	-
5	Whether any shares held by promoters are pledge or otherwise encumbered?	-	√

* If the Listed Entity selects the option 'No' for the questions above, the columns for the partly paid up shares, Outstanding Convertible Securities/Warrants, depository receipts, locked-in shares, No of shares pledged or otherwise encumbered by promoters, as applicable, shall not be displayed at the time of dissemination on the Stock Exchange website. Also wherever there is 'No' declared by Listed Entity in above table the values will be considered as 'Zero' by default on submission of the format of holding of specified securities.

5 The tabular format for disclosure of holding of specified securities is as follows:-




Table I - Summary Statement holding of specified securities

Category (I)	Category of Shareholding (II)	Nos. of Shareholders (III)	No. of fully paid up equity shares held (IV)	No. of partly paid up equity shares held (V)	No. of shares underlying Depository Receipts (VI)	Total nos. shares held (VII) = (IV)+(V)+(VI)	Shareholding as a % of total no. of shares (calculated as per SCRR1957) (VIII) As a % of (A+B+C2)	Number of Voting Rights held in each class of Securities (IX)			No. of Shares Underlying Outstanding convertible securities (including Warrants) (x)	Shareholding - as a % assuming full conversion of convertible securities (as a percentage of diluted share capital) (XI) = (VII)+(X) As a percentage of (A+B+C2)	Number of locked in shares (XII)	As a % of total Shares held (b)	Number of Shares pledged or otherwise encumbered (XIII)	As a % of total shares held (b)	Number of equity shares held in dematerialized form (XIV)
								Equity	Total	Total as % of (A+B+C)							
(A)	Promoter & Promoter Group	2	45438477	0	0	45438477	37.50	45438477	45438477	37.50	0	18695846	41.15	0	0.00	45438477	
(B)	Public	35945	75720194	0	0	75720194	62.50	75720194	75720194	62.50	0	0	0.00	0	0.00	72906963	
(C)	Non Promoter-Non Public																
(C1)	Shares underlying DRs	0	0	0	0	0	0.00	0	0	0.00	0	0	0.00	0	0.00	0	
(C2)	Shares held by Employee Trusts	0	0	0	0	0	0.00	0	0	0.00	0	0	0.00	0	0.00	0	
	Total	35947	121158671	0	0	121158671	100.00	121158671	121158671	100.00	0	18695846	15.43	0	0.00	118345440	



Table II - Statement showing shareholding pattern of the Promoter and Promoter Group

Category & Name of the Shareholders (I)	PAN/II	No of Shareholder (III)	No. of fully paid up equity shares held (IV)	Partly paid-up equity shares held (V)	Nos. of shares underlying Depository Receipts (VI)	Total Nos. shares held (VII)=(IV+V+VI)	Shareholding %calculated as per SCRR 1957 As a % of (A+B+C2) (VIII)	Number of Voting Rights held in each class of securities (IX)			No of Outstanding securities (including Warrants)	Shareholding as a % assuming full conversion of convertible securities (as a percentage of diluted share capital) as a % of A+B+C2 (XI)=(VII)+(X)	Number of Locked in shares (XII)		Number of Shares pledged or otherwise encumbered (XIII)	As a % of Total Shares held (b)	As a % of Total Shares held (b)	Number of equity shares held in dematerialized form (XIV)
								No. of Equity	Total	% of Total Voting rights			No. (a)	As a % of Total Shares held (b)				
1 Indian																		
(a) Individual/Hindu undivided Family		0	0	0	0	0	0.00	0	0	0	0	0.00	0	0	0	0.00	0	0
(b) Central Government/State Government(s)		0	0	0	0	0	0.00	0	0	0	0	0.00	0	0	0	0.00	0	0
(c) Financial Institution/Banks																		
(d) /Any Other (specify)																		
(d)(i) Bodies Corporate																		
Infrastructure Leasing and Financial Services Limited (IL&FS)	AAAACI0989F	1	22505040	0	0	22505040	18.57	22505040	18.57	0	0	18.57	0	0	0	0.00	0	22505040
IL&FS Financial Services Limited	AAAACI4805L	1	22933437	0	0	22933437	18.93	22933437	18.93	0	0	18.93	0	0	0	0.00	0	22933437
Sub-Total (A)(1)		2	45438477	0	0	45438477	37.50	45438477	37.50	0	0	37.50	0	0	0	0.00	0	45438477
2 Foreign																		
(a) Individuals (Non-Resident Individuals/Foreign Individuals)		0	0	0	0	0	0.00	0	0	0	0	0.00	0	0	0	0.00	0	0
(b) Government		0	0	0	0	0	0.00	0	0	0	0	0.00	0	0	0	0.00	0	0
(c) Institutions		0	0	0	0	0	0.00	0	0	0	0	0.00	0	0	0	0.00	0	0
(d) Foreign Portfolio Investor		0	0	0	0	0	0.00	0	0	0	0	0.00	0	0	0	0.00	0	0
(e) Any Other (specify)		0	0	0	0	0	0.00	0	0	0	0	0.00	0	0	0	0.00	0	0
Sub-Total (A)(2)		0	0	0	0	0	0.00	0	0	0	0	0.00	0	0	0	0.00	0	0
Total Shareholding of Promoter and Promoter Group (A) = (A)(1)+(A)(2)		2	45438477	0	0	45438477	37.50	45438477	37.50	0	0	37.50	0	0	0	0.00	0	45438477




Table III - Statement showing shareholding pattern of the public shareholder

Category & Name of the Shareholders (i)	PAN(ii)	No. of Shareholder (iii)	No. of fully paid up equity shares held (iv)	Partly paid-up equity shares held (v)	Nos. of Depository Receipts (vi)	Total Nos. shares held (VII)=(IV+V+VI)	Shareholding % calculated as per SCRR 1957 As a % of (A+B+C2) (VIII)	Number of Voting Rights held in each class			No. of Shares Outstanding convertible securities (including Warrants) (x)	Shareholding as a % assuming full conversion of convertible securities (as a percentage of diluted share capital) (XI)=(VII)+(X) as a % of A+B+C2	Number of Locked in Shares (XII)	As a % of Total Shares held (b)	Number of Shares pledged or otherwise held (a)	As a % of Total Shares held (b)	Number of equity shares held in dematerialized form (XIV)
								Equity	No. of Voting Rights	Total							
1 Institutions																	
(a) Mutual Funds		0	0	0	0	0	0.00	0	0	0	0	0	0.00	NA	NA	NA	0
(b) Venture Capital Funds		0	0	0	0	0	0.00	0	0	0	0	0	0.00	NA	NA	NA	0
(c) Alternate Investment Funds		0	0	0	0	0	0.00	0	0	0	0	0	0.00	NA	NA	NA	0
(d) Foreign Venture Capital Investors		0	0	0	0	0	0.00	0	0	0	0	0	0.00	NA	NA	NA	0
(e) Foreign Portfolio Investors		0	0	0	0	0	0.00	0	0	0	0	0	0.00	NA	NA	NA	0
(f) Financial Institutions/Banks		13	13258107	0	0	13258107	10.94	13258107	10.94	0	0	0	0.00	NA	NA	NA	13258107
ICICI Bank Ltd	AAAC1195H	1	5971979	0	0	5971979	4.93	5971979	4.93	0	0	0	0.00	NA	NA	NA	5971979
State Bank of India	AAAC8577K	1	1901029	0	0	1901029	1.57	1901029	1.57	0	0	0	0.00	NA	NA	NA	1901029
IDBI Bank Limited	AAAC1884ZG	1	1589590	0	0	1589590	1.31	1589590	1.31	0	0	0	0.00	NA	NA	NA	1589590
State Bank of Hyderabad	AADC5A009H	1	1406399	0	0	1406399	1.16	1406399	1.16	0	0	0	0.00	NA	NA	NA	1406399
Insurance Companies		0	0	0	0	0	0.00	0	0	0	0	0	0.00	NA	NA	NA	0
(g) Provident Funds/Pension Funds		0	0	0	0	0	0.00	0	0	0	0	0	0.00	NA	NA	NA	0
(h) Any Other (specify)		0	0	0	0	0	0.00	0	0	0	0	0	0.00	NA	NA	NA	0
Sub-Total (B)(1)		13	13258107	0	0	13258107	10.94	13258107	10.94	0	0	0	0.00	NA	NA	NA	13258107
2 Central Government/State Government(s)/President of India																	
Sub-Total (B)(2)		0	0	0	0	0	0.00	0	0	0	0	0	0.00	NA	NA	NA	0
3 Non-Institutions																	
(a) Individuals - i. Individual shareholders holding nominal share capital up to Rs. 2 Lakhs		34975	7667574	0	0	7667574	6.33	7667574	6.33	0	0	0	0.00	NA	NA	NA	7669343
ii. Individual shareholders holding nominal share capital in excess of Rs. 2 Lakhs		49	5581232	0	0	5581232	4.61	5581232	4.61	0	0	0	0.00	NA	NA	NA	2769232
B. Total Raju	AFSP89531Q	1	1490000	0	0	1490000	1.23	1490000	1.23	0	0	0	0.00	NA	NA	NA	0
(b) NBFCs registered with RBI		2	800	0	0	800	0.00	800	0.00	0	0	0	0.00	NA	NA	NA	800
(c) Employee Trust		0	0	0	0	0	0.00	0	0.00	0	0	0	0.00	NA	NA	NA	0
(d) Overseas Depositories		0	0	0	0	0	0.00	0	0.00	0	0	0	0.00	NA	NA	NA	0
(e) Any Other		906	49212481	0	0	49212481	40.62	49212481	40.62	0	0	0	0.00	NA	NA	NA	49212481
(i) Trusts		1	2000	0	0	2000	0.00	2000	0.00	0	0	0	0.00	NA	NA	NA	2000
(ii) Non Resident Indians		339	325349	0	0	325349	0.27	325349	0.27	0	0	0	0.00	NA	NA	NA	325349
(iii) Clearing Members		65	36862	0	0	36862	0.03	36862	0.03	0	0	0	0.00	NA	NA	NA	36862
(iv) Bodies Corporates		499	12269793	0	0	12269793	10.13	12269793	10.13	0	0	0	0.00	NA	NA	NA	5250000
(v) Non Resident Indians	AAAC1H913M	1	5250000	0	0	5250000	4.33	5250000	4.33	0	0	0	0.00	NA	NA	NA	5250000
(vi) Veeries Investments Private Limited	AAACV6591K	1	5250000	0	0	5250000	4.33	5250000	4.33	0	0	0	0.00	NA	NA	NA	5250000
(vii) Foreign Corporate Bodies		1	36538477	0	0	36538477	30.16	36538477	30.16	0	0	0	0.00	NA	NA	NA	36538477
(viii) Foreign Corporate Bodies	AAOC539958	1	36538477	0	0	36538477	30.16	36538477	30.16	0	0	0	0.00	NA	NA	NA	36538477
(ix) Foreign Corporate Bodies		1	40000	0	0	40000	0.03	40000	0.03	0	0	0	0.00	NA	NA	NA	40000
(x) Foreign Corporate Bodies		1	40000	0	0	40000	0.03	40000	0.03	0	0	0	0.00	NA	NA	NA	40000
(xi) PAC, Mr. Ramchand Kumarakar, Chairman		35932	62462087	0	0	62462087	51.55	62462087	51.55	0	0	0	0.00	NA	NA	NA	59648856
Sub-Total (B)(3)		35932	62462087	0	0	62462087	51.55	62462087	51.55	0	0	0	0.00	NA	NA	NA	79065653
Total Public Shareholding (B)=(B)(1)+(B)(2)+(B)(3)		35945	75720194	0	0	75720194	62.50	75720194	62.50	0	0	0	0.00	NA	NA	NA	79065653




Table IV - Statement showing shareholding pattern of the Non Promoter - Non Public shareholder

Category & Name of the Shareholders (I)	PAN(II)	No. of Shareholder (III)	No. of fully paid up equity shares held (IV)	Partly paid-up equity shares held (V)	Nos. of underlying Depository Receipts (VI)	Total shares held (VII)=(IV+V+VI)	Shareholding %calculated as per SCRR 1957 As a % of (A+B+C2) (VIII)	Number of Voting Rights held in		No. of Shares Underlying Outstanding convertible securities (including Warrants (X))	Shareholding as a % assuming full conversion of convertible securities as a percentage of diluted share capital) (XI)=(VII)+(X) as a % of A+B+C2	Number of Locked in (a) As a % of Total Shares held (b)	Number of pledged or (a) As a % of Total Shares held (b)	Number of Shares of Total Shares held (b) As a % of Total Shares held (b)	Number of dematerialized shares held in equity shares held in dematerialized form (XIV)	
								No. of Voting Rights	Total as a % of Total Voting rights							
1 Custodian/DR Holder		0	0	0	0	0	0	0	0	0	0	0	0	0	0	0
2 Employee Benefit Trust (under SEBI (Share based Employee Benefit) Regulations, 2014)		0	0	0	0	0	0	0	0	0	0	0	0	0	0	0
Total Non-Promoter-Non Public Shareholding (C) = (C1)+(C2)		0	0	0	0	0	0	0	0	0	0	0	0	0	0	0

